

Ticket Prices Wimbledon 2008 (£s)

Calculators




Allowed

Use this chart to answer the questions on the following pages.

| | Centre Court | No. 1 Court | No. 2 Court | Ground |
|-------------------|-------------------|-------------------|-------------------|-------------------|
| Monday 23 June | 38 | 36 | 29 | 20 |
| Tuesday 24 June | 38 | 36 | 29 | 20 |
| Wednesday 25 June | 47 | 44 | 34 | 20 |
| Thursday 26 June | 47 | 44 | 34 | 20 |
| Friday 27 June | 57 | 53 | 38 | 20 |
| Saturday 28 June | 57 | 53 | 38 | 20 |
| Sunday 29 June | No Play Scheduled | No Play Scheduled | No Play Scheduled | No Play Scheduled |
| Monday 30 June | 65 | 60 | 42 | |
| Tuesday 1 July | 65 | 60 | 33 | |
| Wednesday 2 July | 75 | 68 | 30 | |
| Thursday 3 July | 75 | 45 | - | |
| Friday 4 July | 84 | 30 | - | |
| Saturday 5 July | 84 | 28 | - | |
| Sunday 6 July | 91 | 25 | - | |



6



COUNTING THE COST

Worksheet 4b

Calculators



Allowed

1. How much would you pay for a ...

a) Centre Court ticket on 25th of June?


b) Centre Court ticket on 28th of June?

c) Centre Court ticket on 4th of July?

d) Centre Court ticket on the last day?

e) Number 1 court ticket on 3rd July?

f) Number 2 court ticket on 25th of June?



2. How much would you pay in total if you had a ticket for the Centre Court on every day of the championship?




3. What is the **MEDIAN** value of a Centre Court ticket in Week 2?

4. A senior citizen hoped to get a 10% reduction for the last day on Centre court. If she was successful, how much would she pay?

a)

What do you think is the probability that she will be successful?

b)





5. What is the **MEAN** value of a Centre Court ticket during the first week?
Give your answer to the nearest penny.

6. There will be 13,800 spectators in Centre Court for the Final Day.
At £91 per ticket, what will be that day's income from ticket sales?

7. Soon the capacity of the Centre Court will be increased to 15,000 spectators.
In today's prices, how much more money will be taken in ticket sales on the final day?

8. Why are there only **two** courts in use at the end of the second week?



WIMBLEDON WOMEN WINNERS

Calculators


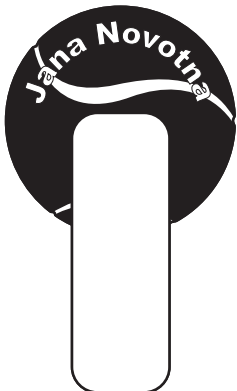



Allowed

Winners of the Ladies Singles title since 1978

| | | |
|--------------------------|--------------------------|------------------------|
| 1978 Martina Navratilova | 1988 Steffi Graf | 1999 Lindsay Davenport |
| 1979 Martina Navratilova | 1989 Steffi Graf | 2000 Venus Williams |
| 1980 Yvonne Cawley | 1990 Martina Navratilova | 2001 Venus Williams |
| 1981 Chris Lloyd | 1991 Steffi Graf | 2002 Serena Williams |
| 1982 Martina Navratilova | 1992 Steffi Graf | 2003 Serena Williams |
| 1983 Martina Navratilova | 1993 Steffi Graf | 2004 Maria Sharapova |
| 1983 Martina Navratilova | 1994 Conchita Martinez | 2005 Venus Williams |
| 1984 Martina Navratilova | 1995 Steffi Graf | 2006 Amelie Mauresmo |
| 1985 Martina Navratilova | 1996 Steffi Graf | 2007 Venus Williams |
| 1986 Martina Navratilova | 1997 Martina Hingis | 2008 Venus Williams |
| 1987 Martina Navratilova | 1998 Jana Novotna | |

1. Write the years each player has won Wimbledon in the diagram below. Then use the chart to answer the questions on the following page.



9

